

ADJUSTABLE PRESSURE SWITCHES ATEX TYPE VM

Pressure ranges 0,25 ÷ 700 bar - Max voltage 250 V - Safety box included

DESIGN FEATURES

- ATEX Flameproof EExd IIC 2 GD
- Stainless steel enclosure as standard
- All welded construction for process connection and diaphragm reduced risk of leakage under extreme conditions
- Ranges available between 0.25bar/4psi and 700bar/10,000psi
- Variety of wetted parts including NACE MR-01-75 compatible option
- Field adjustable set point

TECHNICAL CHARACTERISTICS

Executions

IP66/NEMA 4X protection

Weatherproof IP66/flameproof EEx IIC 2 GD

- EExd IIC 2 GD
- T6 (T.amb - 60 °C ... + 65 °C)
- T5 (T.amb - 60 °C ... + 80 °C)

Wetted parts options

Nickel alloy (Monel) diaphragm and process connection for NACE MR-01-75 or all welded construction

Process connection

Rc 1/4 (1/4" Bsp tr int) or 1/4" NPTF

Weight

1.5kg/3.3lbs approx

Repeatability

+/- 1% of adjustable range

Ambient temperature

- 40...+80 °C (-40 to +176F) intermittently down up to -60 °C (-76 F) ATEX version (VM2)
- 40...+85 °C (-40 to +185F) for the IP (Vm2)
- 25...+60 °C (-13 to +140F) limited by materials used in sensing element (VM4 only)



Terminal strip

Pull out connector suitable for 2.5mm² / 14 awg wire

Earthing/Grounding

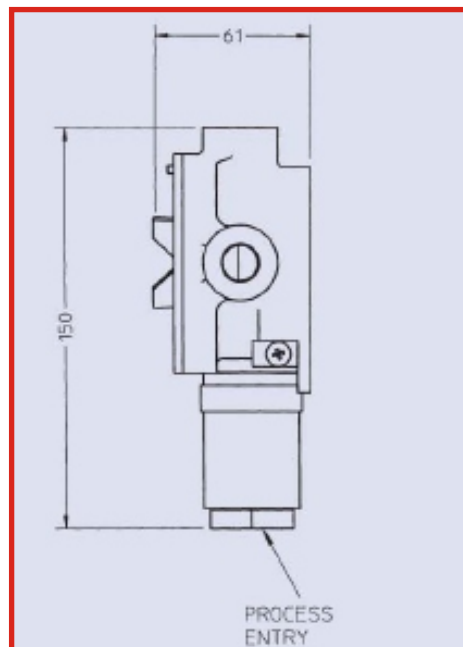
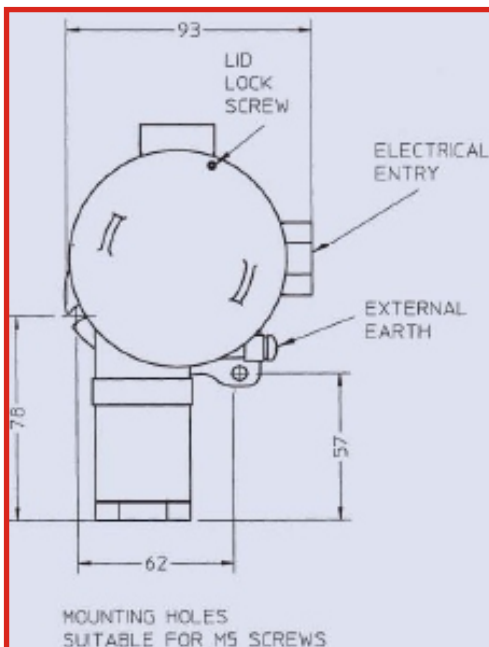
Internal and external

Mounting

Via 2 integral cast lugs with holes to suit M5 screws. The instrument should not be sited in locations that transmit excessive shock, pressure pulsions or vibration.

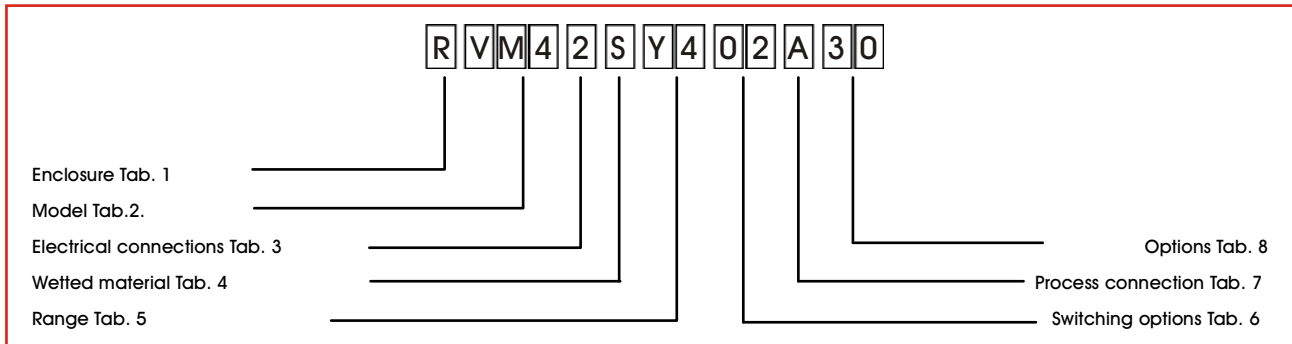
Intrinsic safety

Pressure switches neither store nor generate electrical energy and are therefore classed as "simple apparatus". Because of the low voltages and currents normally used in these types of circuit it is recommended that the optional gold contact microswitch is used.



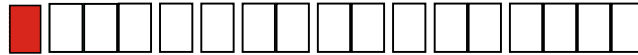
ADJUSTABLE PRESSURE SWITCHES ATEX TYPE VM

Pressure ranges 0,25 ÷ 700 bar - Max voltage 250 V - Safety box included



Enclosure

Table 1



	Code
Stainless Steel watherproof – IP66/NEMA 4X For general use or aggressive atmosfere e.g marine	A
Stainless Steel flameproof – IP66/NEMA 4X Antideflagranti ATEX /EEx d IIC T6 2GD for use in aggressive atmosphere e.g marine	R

Model

Table 2



	Code
Fixed switching defferential For applications up to 100 bar / 1500 psi Over-range up to 155 bar / 2250 psi Refer to table 5	VM2
Fixed switching defferential For applications up to 700 bar / 10,000 psi Over.range up to 1000 bar / 15,000 psi Refer table 5	VM4

Electrical connections

Table 3



	Code
M20 X 1.5 ISO Thread	0
1/2" NPT INT Thread	2

Wetted parts

Table 4



For reduced risk against leakage under extreme or inusual conditions, the diaphragm is welded directly to the process connection.


	Code
316 Stainless steel diaphragm and process connection. All welded construction.	S
Nickel Alloy (Monel) diaphragm and process connection. All welded construction.	M

ADJUSTABLE PRESSURE SWITCHES ATEX TYPE VM

Pressure ranges 0,25 ÷ 700 bar - Max voltage 250 V - Safety box included

Setting ranges and performance data

Table 5



Figures given in tables are typical maxima for mid-range setting and are for guidance only. Value will vary across the range i.e. lower at or near the bottom of the range and higher at or near the top of the range.

SI units

Table 5A

VM2			SWITCHING DIFFERENTIAL mbar			
RANGE	P max Bar	RANGE bar	02	03	04	05
DB	27	0.25 to 1.6	200	260	200	260
DC		0.4 to 2.5	320	416	320	416
DE		1.0 to 6	280	364	280	364
EA	70	1.6 to 10	430	450	430	450
EB		2.5 to 16	570	741	570	751
EC	112	4.0 to 25	1200	1560	1200	1560
ED		10 to 40	2700	3500	2700	3500
EF		16 to 75	3200	4160	3200	4160
FA		10 to 100	4300	5600	4300	5600

Table 5B

VM4			SWITCHING DIFFERENTIAL mbar			
RANGE CODE	P max Bar	RANGE. bar	02	03	04	05
U7	1000	7 to 160	15,000	12,200	15,000	12,200
V7	1000	25 to 250	25,000	20,800	25,000	20,800
W7	1000	40 to 400	36,000	28,600	36,000	28,600
Y4	1000	100 to 700	63,000	48,600	63,000	48,600

PSI units

Table 5C

VM2			SWITCHING DIFFERENTIAL psi			
RANGE	P max PSI	RANGE Psi	02	03	04	05
DK	400	4 to 25	2.9	3.8	2.9	3.8
DP		6 to 40	4.6	6	4.6	6
DZ		16 to 100	4.1	5.3	4.1	5.3
EH	1000	1.6 to 10	6.2	6.5	6.2	6.5
EM		2.5 to 16	8.3	10.8	8.3	10.8
ER	1600	60 to 400	17	23	17	23
EW		160 to 600	39	51	39	51
EE		250 to 1000	46	60	46	60
F6	2250	160 to 1500	62	81	62	81

Table 5D


VM4			SWITCHING DIFFERENTIAL psi			
RANGE	P max PSI	RANGE Psi	02	03	04	05
UK	15,000	100 to 2300	217	177	217	177
VC	15,000	350 to 3500	362	302	362	302
W9	15,000	800 to 6000	522	415	522	415
YF	15,000	1600 to 10,000	913	705	913	705

ADJUSTABLE PRESSURE SWITCHES ATEX TYPE VM

Pressure ranges 0,25 ÷ 700 bar - Max voltage 250 V - Safety box included

Switching Options

Table 6

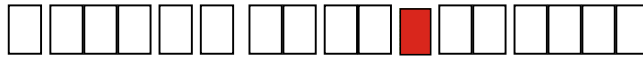


UL/CSA RATING	IEC947-5-1 / EN 60947-5-1 RATING						Contact	Code
	Designation & utilisation category	Rated operational current I_o (A) at rated operational voltage U_o	U_i	U_{imp}	VA rating			
					Make	Break		
5 Amp @ 110/250V AC e 2 Amps @ 30V DC General purpose precision	AC14 D300 DC13 R300	0.6/0.3A @ 120/240V AC 0.22/0.1A @ 125/250V DC	250V	0.8kV	432 28	72 28	SPDT DPDT	02 03
1 Amp @ 125V AC and 0.1 Amp @ 30V DC Gold alloy contacts - see note	AC14 E150	0.3A @ 120VAC	125V	500V	216	36	SPDT DPDT	04 05

NOTE: For low energy circuits e.g. 30V and up to 100mA, we recommend using gold alloy contact switches
 U_i = rated insulation voltage; U_{imp} = rated impulse to withstand voltage across contacts.
For other switch please consult constructor

Process connection

Table 7



Adaptors are available for applications where their use is permitted. Apply for details.

	Code
Rc 1/4 (1/4" BSP)	A
1/4 – 18 NPT Female	F

Options and Treatments

Table 8



Combinations available, apply for details.

	Code
Tropicalisation High humidity atmospheres	01
Tag Stainless steel tied to enclosure	30

Weight

1.5kg/3.3lbs Approx

Applicable Directives

Low voltage Directive (LVD) 73/23/EC amended by 93/68/EEC. Switch products with enclosure code 'R' are also covered by the Explosive Atmospheres Directive ATEX-94/9/EC.

The following directives do not apply to switch products manufactured by Delta Controls:

Electromagnetic Compatibility EMC – 89/336/EEC.

Machinery Safety Directive MSD – 89/392/EEC.

In the interests of development and improvement, Delta Controls reserves the right to alter the specification of its products without prior notice. No legal liability will be accepted by Delta Controls for any errors, omissions or amendments to this publication.

Pressure Equipment Directive 97/23/EC: This product has a process connection size \leq DN25 and is therefore categorised as sound engineering practice under Cat 3.3 and therefore will not be CE marked under this directive or be accompanied by a declaration of conformity. It may however be CE marked where other directives have been applied e.g ATEX, LVD.